

# OFCY CBO-Based Out of School Time 2011 - 12 Program Profile

East Bay Agency for Children

## Early Childhood Mental Health & Developmental Consultation

EBAC Mental Health Consultants (MHC) will support OUSD Early Childhood Education Centers to enhance social emotional development & preacademic success of preschool students. Services include weekly onsite relationship-based consultations. MHCs

observe children & classroom, assess developmental levels, implement new approaches, develop behavior plans. They provide workshops, child & family therapy, psychoeducation, parenting support & community resources.

## Program Attendance and Enrollment

	10-11 Enrollment	11-12 Enrollment	10-11 Units of Service	10-11 UOS % Towards Target	11-12 Units of Service	11-12 UOS % Towards Target	10-11 Average Days Attended	11-12 Average Days Attended
<b>This Program</b>	116	186	19,315	112%	29,279	93%	32	29
<b>Overall</b>	2,353	2,416	538,927	172%	687,982	162%	60	63

**Enrollment:** The number of unduplicated children and youth served.

**Units of Service (UOS):** The number of service hours, a key measure of program capacity.

**Average Days Attended:** Indicates the frequency with which youth attended. This rate is calculated for those activities that require ongoing participant involvement; drop in activities are not included in calculation.

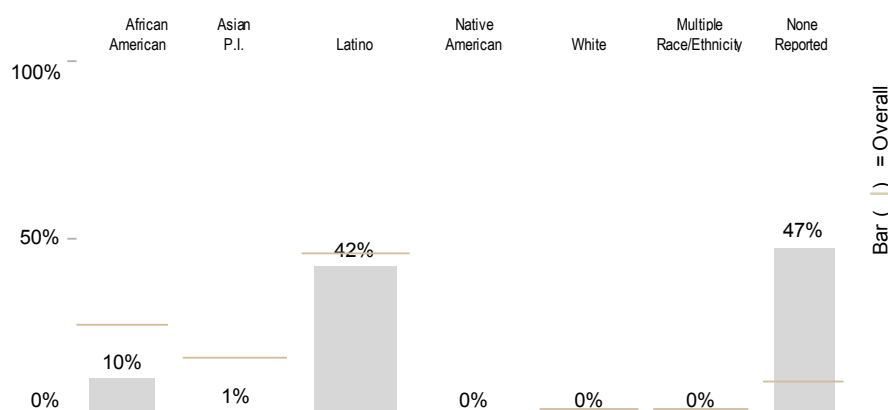
## Participant Demographics

### Gender & Age Served

	This Program	Overall
Female	50%	50%
Male	50%	50%
Ages 0-5	53%	95%
Ages 6-10	0%	2%
Ages 11-14	0%	0%
Ages 15-20	0%	0%
Age 21+	0%	0%
Age Missing	47%	4%

Sources: CitySpan Attendance System

### Race / Ethnicity



## Progress Towards OFCY Outcomes\*

### ABOUT OUTCOMES

The following table summarizes the OFCY-defined outcome measures for early childhood programs, and provides a snapshot of available evidence of grantees' progress toward these priority outcomes. Parents' self-reports are the basis for addressing these direct outcomes.

To see a full listing of survey items and responses that were used to calculate these outcomes, see page 2.

	This Program	Overall
Parents have an increased ability to engage with teachers/educators.	0%	94%
Parents have increased awareness and access to resources and support services that help their child reach their educational and developmental milestones.	0%	97%
Families gain understanding of their child's developmental needs.	0%	87%
	<b>N = 0</b>	31


*\*Additional Outcomes for this program - funded in the OFCY Early Childhood Mental Health Consultation Strategy - are available in the 2011-12 Annual Findings Report.*

Sources: Parent survey, Spring 2012. Data is not reported for questions with less than 5 respondents. To see a full list of survey questions related to OFCY Outcomes, see page 2. Overall figures are provided for citywide average for this strategy.

## Progress Towards OFCY Outcomes\*

**COMPOSITE SCORES** The table below lists the composite scores for each OFCY-defined outcome. The percentage is calculated based on Parents' responses who respond positively to a proportion of the total number of survey items within each domain; that proportion is noted in parenthesis with the outcome domain.

### Overall Averages by Outcomes



Parents have an increased ability to engage with teachers/educators.		This Program	Overall
% Parents surveyed agree/strongly agree that they are more comfortable or confident when talking with their child's teacher.		0%	94%
Parents have increased awareness and access to resources and support services that help their child reach their educational and developmental milestones.			
% Parents surveyed agree/strongly agree that they are aware of more resources to help their children learn and grow.		0%	97%
% Parents surveyed agree/strongly agree that they have used one or more of the resources the Mental Health Consultant gave them.		0%	87%
Families gain understanding of their child's developmental needs.			
% Parents surveyed agree/strongly agree that they better understand what their child needs to grow and learn.		0%	94%
% Parents surveyed agree/strongly agree that they feel more confident managing child's behavior.		0%	90%

*\*Additional Outcomes for this program - funded in the OFCY Early Childhood Mental Health Consultation Strategy - are available in the 2011-12 Annual Findings Report.*

The above reported results represent the % of Parents who answered "Yes" to the survey item. Overall figures are provided for citywide average for this strategy.

Sources: Parent Survey, Spring 2012. Data is not reported for questions with less than 5 respondents.

# OFCY CBO-Based Out of School Time 2011 - 12 Program Profile

## Family Paths

### The Early Childhood Mental Health Collaborative

The Oakland Early Childhood Mental Health Collaborative consists of three non-profit mental health organizations whose collaborative efforts began in 2003. We will provide preschool site-based Mental Health Consultation and Developmental Consultation

for racially and ethnically diverse children 0-5 with special needs. Family Paths, Through the Looking Glass and Jewish Children and Family Services will serve children with significant developmental delays or behavioral problems, parents,

teachers and peers at 8 Head Start sites, 2 OUSD CDCs, and 3 Head Start Family Childcares in Oakland.

## Program Attendance and Enrollment

	10-11 Enrollment	11-12 Enrollment	10-11 Units of Service	10-11 UOS % Towards Target	11-12 Units of Service	11-12 UOS % Towards Target	10-11 Average Days Attended	11-12 Average Days Attended
<b>This Program</b>	912	861	153,350	200%	228,419	247%	41	56
<b>Overall</b>	2,353	2,416	538,927	172%	687,982	162%	60	63

**Enrollment:** The number of unduplicated children and youth served.

**Units of Service (UOS):** The number of service hours, a key measure of program capacity.

**Average Days Attended:** Indicates the frequency with which youth attended. This rate is calculated for those activities that require ongoing participant involvement; drop in activities are not included in calculation.

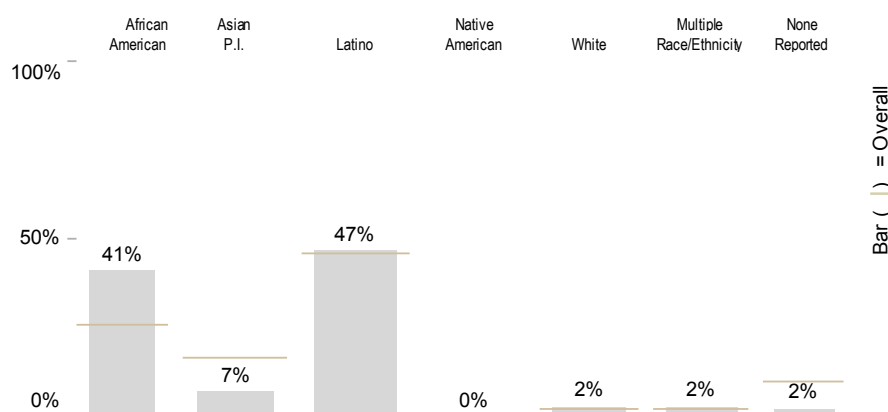
## Participant Demographics

### Gender & Age Served

	This Program	Overall
Female	51%	50%
Male	49%	50%
Ages 0-5	98%	95%
Ages 6-10	2%	2%
Ages 11-14	0%	0%
Ages 15-20	0%	0%
Age 21+	0%	0%
Age Missing	0%	4%

Sources: CitySpan Attendance System

### Race / Ethnicity



## Progress Towards OFCY Outcomes\*

### ABOUT OUTCOMES

The following table summarizes the OFCY-defined outcome measures for early childhood programs, and provides a snapshot of available evidence of grantees' progress toward these priority outcomes. Parents' self-reports are the basis for addressing these direct outcomes.

To see a full listing of survey items and responses that were used to calculate these outcomes, see page 2.

	This Program	Overall
Parents have an increased ability to engage with teachers/educators.	0%	94%
Parents have increased awareness and access to resources and support services that help their child reach their educational and developmental milestones.	0%	97%
Families gain understanding of their child's developmental needs.	0%	87%
	<b>N = 0</b>	31


*\*Additional Outcomes for this program - funded in the OFCY Early Childhood Mental Health Consultation Strategy - are available in the 2011-12 Annual Findings Report.*

Sources: Parent survey, Spring 2012. Data is not reported for questions with less than 5 respondents. To see a full list of survey questions related to OFCY Outcomes, see page 2. Overall figures are provided for citywide average for this strategy.

## Progress Towards OFCY Outcomes\*

**COMPOSITE SCORES** The table below lists the composite scores for each OFCY-defined outcome. The percentage is calculated based on Parents' responses who respond positively to a proportion of the total number of survey items within each domain; that proportion is noted in parenthesis with the outcome domain.

### Overall Averages by Outcomes



Parents have an increased ability to engage with teachers/educators.		This Program	Overall
% Parents surveyed agree/strongly agree that they are more comfortable or confident when talking with their child's teacher.		0%	94%
Parents have increased awareness and access to resources and support services that help their child reach their educational and developmental milestones.			
% Parents surveyed agree/strongly agree that they are aware of more resources to help their children learn and grow.		0%	97%
% Parents surveyed agree/strongly agree that they have used one or more of the resources the Mental Health Consultant gave them.		0%	87%
Families gain understanding of their child's developmental needs.			
% Parents surveyed agree/strongly agree that they better understand what their child needs to grow and learn.		0%	94%
% Parents surveyed agree/strongly agree that they feel more confident managing child's behavior.		0%	90%

*\*Additional Outcomes for this program - funded in the OFCY Early Childhood Mental Health Consultation Strategy - are available in the 2011-12 Annual Findings Report.*

The above reported results represent the % of Parents who answered "Yes" to the survey item. Overall figures are provided for citywide average for this strategy.

Sources: Parent Survey, Spring 2012. Data is not reported for questions with less than 5 respondents.

The Early Childhood Mental Health Collaborative

# OFCY CBO-Based Out of School Time 2011 - 12 Program Profile

Jewish Family & Children's Services of the East Bay

## Integrated Early Childhood Consultation Program

The Integrated Early Childhood Consultation Program (IECCP) is a collaborative project between Jewish Family Children's Services of the East Bay, Children's Hospital & Research Center Oakland, and Oakland Unified School District Early Childhood

Education to offer innovative integrated mental health consultation and child developmental services in OUSD Child Development Centers and Unity Council Head Start sites, serving children, teachers, and parents.

## Program Attendance and Enrollment

	10-11 Enrollment	11-12 Enrollment	10-11 Units of Service	10-11 UOS % Towards Target	11-12 Units of Service	11-12 UOS % Towards Target	10-11 Average Days Attended	11-12 Average Days Attended
<b>This Program</b>	618	673	296,694	155%	358,470	138%	100	97
<b>Overall</b>	2,353	2,416	538,927	172%	687,982	162%	60	63

**Enrollment:** The number of unduplicated children and youth served.

**Units of Service (UOS):** The number of service hours, a key measure of program capacity.

**Average Days Attended:** Indicates the frequency with which youth attended. This rate is calculated for those activities that require ongoing participant involvement; drop in activities are not included in calculation.

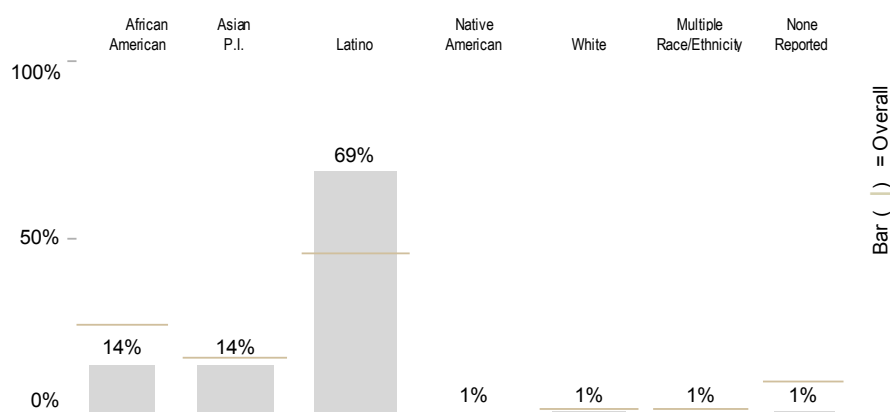
## Participant Demographics

### Gender & Age Served

	This Program	Overall
Female	50%	50%
Male	50%	50%
Ages 0-5	97%	95%
Ages 6-10	3%	2%
Ages 11-14	0%	0%
Ages 15-20	0%	0%
Age 21+	0%	0%
Age Missing	0%	4%

Sources: CitySpan Attendance System

### Race / Ethnicity



## Progress Towards OFCY Outcomes\*

### ABOUT OUTCOMES

The following table summarizes the OFCY-defined outcome measures for early childhood programs, and provides a snapshot of available evidence of grantees' progress toward these priority outcomes. Parents' self-reports are the basis for addressing these direct outcomes.

To see a full listing of survey items and responses that were used to calculate these outcomes, see page 2.

	This Program	Overall
Parents have an increased ability to engage with teachers/educators.	94%	94%
Parents have increased awareness and access to resources and support services that help their child reach their educational and developmental milestones.	97%	97%
Families gain understanding of their child's developmental needs.	87%	87%
	<b>N= 31</b>	31

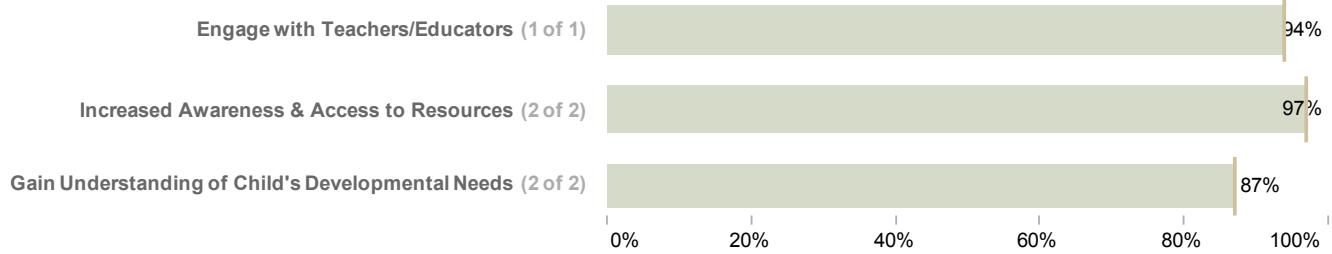
*\*Additional Outcomes for this program - funded in the OFCY Early Childhood Mental Health Consultation Strategy - are available in the 2011-12 Annual Findings Report.*

Sources: Parent survey, Spring 2012. Data is not reported for questions with less than 5 respondents. To see a full list of survey questions related to OFCY Outcomes, see page 2. Overall figures are provided for citywide average for this strategy.

## Progress Towards OFCY Outcomes\*

**COMPOSITE SCORES** The table below lists the composite scores for each OFCY-defined outcome. The percentage is calculated based on Parents' responses who respond positively to a proportion of the total number of survey items within each domain; that proportion is noted in parenthesis with the outcome domain.

### Overall Averages by Outcomes



Parents have an increased ability to engage with teachers/educators.		This Program	Overall
% Parents surveyed agree/strongly agree that they are more comfortable or confident when talking with their child's teacher.		94%	94%
Parents have increased awareness and access to resources and support services that help their child reach their educational and developmental milestones.			
% Parents surveyed agree/strongly agree that they are aware of more resources to help their children learn and grow.		97%	97%
% Parents surveyed agree/strongly agree that they have used one or more of the resources the Mental Health Consultant gave them.		87%	87%
Families gain understanding of their child's developmental needs.			
% Parents surveyed agree/strongly agree that they better understand what their child needs to grow and learn.		94%	94%
% Parents surveyed agree/strongly agree that they feel more confident managing child's behavior.		90%	90%

*\*Additional Outcomes for this program - funded in the OFCY Early Childhood Mental Health Consultation Strategy - are available in the 2011-12 Annual Findings Report.*

The above reported results represent the % of Parents who answered "Yes" to the survey item. Overall figures are provided for citywide average for this strategy.

Sources: Parent Survey, Spring 2012. Data is not reported for questions with less than 5 respondents.

# OFCY CBO-Based Out of School Time 2011 - 12 Program Profile

Lincoln Child Center

## Early Childhood Mental Health Consultation (Lincoln Child Center)

Lincoln Child Center (LCC) proposes to offer mental health consultation services for staff, families and students ages 3 to 5 at the Santa Fe, Highland, Laurel and Yuk Yau Annex CDCs. Two consultants will offer 5 hours/week per classroom for

observations, trainings, and follow-up. Using a collaborative model, LCC will insure that each sites needs are met with the overall goal that providers improve strategies to support children's positive behavior and emotional health and that

families understand their child's developmental needs.

## Program Attendance and Enrollment

	10-11 Enrollment	11-12 Enrollment	10-11 Units of Service	10-11 UOS % Towards Target	11-12 Units of Service	11-12 UOS % Towards Target	10-11 Average Days Attended	11-12 Average Days Attended
<b>This Program</b>	299	305	57,171	466%	44,095	172%	35	53
<b>Overall</b>	2,353	2,416	538,927	172%	687,982	162%	60	63

**Enrollment:** The number of unduplicated children and youth served.

**Units of Service (UOS):** The number of service hours, a key measure of program capacity.

**Average Days Attended:** Indicates the frequency with which youth attended. This rate is calculated for those activities that require ongoing participant involvement; drop in activities are not included in calculation.

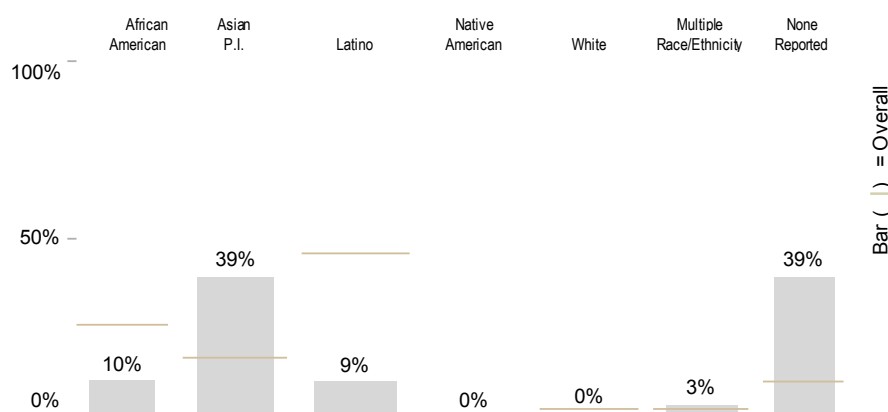
## Participant Demographics

### Gender & Age Served

	This Program	Overall
Female	50%	50%
Male	50%	50%
Ages 0-5	100%	95%
Ages 6-10	0%	2%
Ages 11-14	0%	0%
Ages 15-20	0%	0%
Age 21+	0%	0%
Age Missing	0%	4%

Sources: CitySpan Attendance System

### Race / Ethnicity



## Progress Towards OFCY Outcomes\*

### ABOUT OUTCOMES

The following table summarizes the OFCY-defined outcome measures for early childhood programs, and provides a snapshot of available evidence of grantees' progress toward these priority outcomes. Parents' self-reports are the basis for addressing these direct outcomes.

To see a full listing of survey items and responses that were used to calculate these outcomes, see page 2.

	This Program	Overall
Parents have an increased ability to engage with teachers/educators.	0%	94%
Parents have increased awareness and access to resources and support services that help their child reach their educational and developmental milestones.	0%	97%
Families gain understanding of their child's developmental needs.	0%	87%
	<b>N = 0</b>	31


*\*Additional Outcomes for this program - funded in the OFCY Early Childhood Mental Health Consultation Strategy - are available in the 2011-12 Annual Findings Report.*

Sources: Parent survey, Spring 2012. Data is not reported for questions with less than 5 respondents. To see a full list of survey questions related to OFCY Outcomes, see page 2. Overall figures are provided for citywide average for this strategy.

## Progress Towards OFCY Outcomes\*

**COMPOSITE SCORES** The table below lists the composite scores for each OFCY-defined outcome. The percentage is calculated based on Parents' responses who respond positively to a proportion of the total number of survey items within each domain; that proportion is noted in parenthesis with the outcome domain.

### Overall Averages by Outcomes



Parents have an increased ability to engage with teachers/educators.		This Program	Overall
% Parents surveyed agree/strongly agree that they are more comfortable or confident when talking with their child's teacher.		0%	94%
Parents have increased awareness and access to resources and support services that help their child reach their educational and developmental milestones.			
% Parents surveyed agree/strongly agree that they are aware of more resources to help their children learn and grow.		0%	97%
% Parents surveyed agree/strongly agree that they have used one or more of the resources the Mental Health Consultant gave them.		0%	87%
Families gain understanding of their child's developmental needs.			
% Parents surveyed agree/strongly agree that they better understand what their child needs to grow and learn.		0%	94%
% Parents surveyed agree/strongly agree that they feel more confident managing child's behavior.		0%	90%

*\*Additional Outcomes for this program - funded in the OFCY Early Childhood Mental Health Consultation Strategy - are available in the 2011-12 Annual Findings Report.*

The above reported results represent the % of Parents who answered "Yes" to the survey item. Overall figures are provided for citywide average for this strategy.

Sources: Parent Survey, Spring 2012. Data is not reported for questions with less than 5 respondents.

Early Childhood Mental Health Consultation (Lincoln Child Center)



# OFCY CBO-Based Out of School Time 2011 - 12 Program Profile

The Link to Children

## Early Childhood Mental Health Consultation (Link to Children)

One licensed mental health consultant and two mental health consultant interns will provide mental health and developmental consultation for children 0-5 years of age, their families and teachers at three OUSD CDCs: Piedmont Avenue, Fruitvale

and Hintil Kuu Ca, and two private CDCs: Saint Vincent's Day Home and YMCA 21st Street. S/he will provide screening and assessment and will focus on age appropriate social and emotional responses/activities/resources for young children that

will keep them enrolled and support their learning in readiness for kindergarten.

## Program Attendance and Enrollment

	10-11 Enrollment	11-12 Enrollment	10-11 Units of Service	10-11 UOS % Towards Target	11-12 Units of Service	11-12 UOS % Towards Target	10-11 Average Days Attended	11-12 Average Days Attended
<b>This Program</b>	453	390	27,460	166%	27,718.93	178%	34	44
<b>Overall</b>	2,353	2,416	538,927	172%	687,982	162%	60	63

**Enrollment:** The number of unduplicated children and youth served.

**Units of Service (UOS):** The number of service hours, a key measure of program capacity.

**Average Days Attended:** Indicates the frequency with which youth attended. This rate is calculated for those activities that require ongoing participant involvement; drop in activities are not included in calculation.

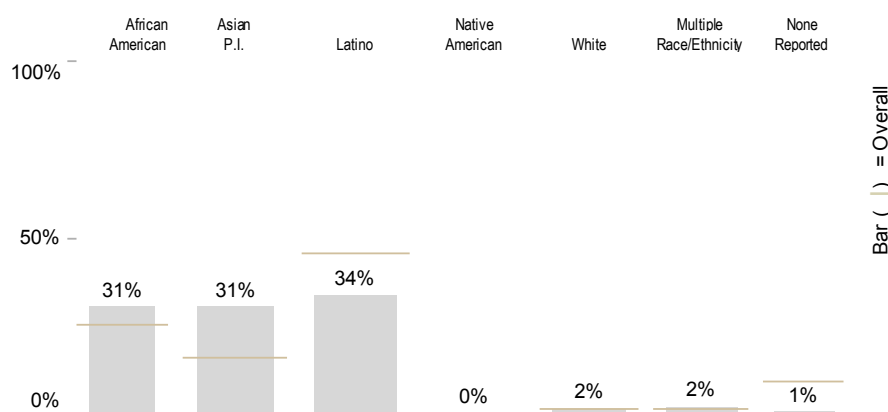
## Participant Demographics

### Gender & Age Served

	This Program	Overall
Female	45%	50%
Male	55%	50%
Ages 0-5	100%	95%
Ages 6-10	0%	2%
Ages 11-14	0%	0%
Ages 15-20	0%	0%
Age 21+	0%	0%
Age Missing	0%	4%

Sources: CitySpan Attendance System

### Race / Ethnicity



## Progress Towards OFCY Outcomes\*

### ABOUT OUTCOMES

The following table summarizes the OFCY-defined outcome measures for early childhood programs, and provides a snapshot of available evidence of grantees' progress toward these priority outcomes. Parents' self-reports are the basis for addressing these direct outcomes.

To see a full listing of survey items and responses that were used to calculate these outcomes, see page 2.

	This Program	Overall
Parents have an increased ability to engage with teachers/educators.	0%	94%
Parents have increased awareness and access to resources and support services that help their child reach their educational and developmental milestones.	0%	97%
Families gain understanding of their child's developmental needs.	0%	87%
	<b>N = 0</b>	31


*\*Additional Outcomes for this program - funded in the OFCY Early Childhood Mental Health Consultation Strategy - are available in the 2011-12 Annual Findings Report.*

Sources: Parent survey, Spring 2012. Data is not reported for questions with less than 5 respondents. To see a full list of survey questions related to OFCY Outcomes, see page 2. Overall figures are provided for citywide average for this strategy.

## Progress Towards OFCY Outcomes\*

**COMPOSITE SCORES** The table below lists the composite scores for each OFCY-defined outcome. The percentage is calculated based on Parents' responses who respond positively to a proportion of the total number of survey items within each domain; that proportion is noted in parenthesis with the outcome domain.

### Overall Averages by Outcomes



Parents have an increased ability to engage with teachers/educators.		This Program	Overall
% Parents surveyed agree/strongly agree that they are more comfortable or confident when talking with their child's teacher.		0%	94%
Parents have increased awareness and access to resources and support services that help their child reach their educational and developmental milestones.			
% Parents surveyed agree/strongly agree that they are aware of more resources to help their children learn and grow.		0%	97%
% Parents surveyed agree/strongly agree that they have used one or more of the resources the Mental Health Consultant gave them.		0%	87%
Families gain understanding of their child's developmental needs.			
% Parents surveyed agree/strongly agree that they better understand what their child needs to grow and learn.		0%	94%
% Parents surveyed agree/strongly agree that they feel more confident managing child's behavior.		0%	90%

*\*Additional Outcomes for this program - funded in the OFCY Early Childhood Mental Health Consultation Strategy - are available in the 2011-12 Annual Findings Report.*

The above reported results represent the % of Parents who answered "Yes" to the survey item. Overall figures are provided for citywide average for this strategy.

Sources: Parent Survey, Spring 2012. Data is not reported for questions with less than 5 respondents.

Early Childhood Mental Health Consultation ([Link to Children](#))